



Kindergarten Newsletter

Online Practice

MobyMax - This is an educational resource where students can practice math and reading skills. Our school code is ms528.

Raz-Kids - Students can continue to read on their reading level, as well as work on comprehension skills, by taking the short quiz at the end of the story. *Please note:* We refer to this program as Raz-Kids, however, kidsa-z.com is the website used to access it. There is also an app available for this program. Just search for Kids A-Z!

Learning.com - This website is used during computer class and will allow them to continue to improve their keyboarding and computer literacy skills.

Your child's teacher can provide you with passwords if they have not already. Please email your teacher.



We Speech **AND** Specials!

If your child attends speech with Mrs. Weeks or Mrs. Ables, please check their webpage for lessons and activities.

New to the packet this week are lesson plans provided by our special area teachers. These lessons are optional, and are located at the end of the packet!

You can find our Speech and Special Area teachers' webpages on our school's webpage under the "Teachers" tab.

SKILLS FOR THE WEEK!

Shared Reading - **Kyle Goes Alone** (setting, characters)

Sight words - **very, what, that** Word Family - **ed (Ex. red, Ted, bed,)**

Phonics - Vowel sounds (spelling **CVC** words)

Math - shape sort, addition and subtraction, making ten

Grammar and Language - nouns

Writing - capital letters at the beginning of a sentence, spacing, and punctuation

Science - Zoo animals

MAE is where the  is!

Monday, March 30 - Character Lesson

- Fairness #1:

- Today, we are going to start talking about being fair. What does it mean to be fair? Raise your hands to answer.

- That's right! Being fair means that everyone gets what they need. It might not always look the same, but everyone has the same opportunity!

- Let's read some scenarios and decide whether each one is fair or unfair.

(Use the attached sheets to read the scenarios in random order.)

- You guys did a great job figuring out what is fair and what is unfair.

- Sometimes when things are fair, they don't always feel good, and that's OK!

- The important thing is that everyone gets an opportunity and that we treat others how we would want to be treated.

Character Lesson, page 2

Sam and Max got the same amount of birthday money. Max spent it on candy and little things and Sam saved it to buy a video game.

Cory and Sarah wanted to play on the iPad. Cory played for 10 minutes and then gave it to Sarah for 10 minutes.

Liam wanted to play kick ball, so his friends told him to wait at the end of the line for his turn.

Mrs. Smith's class played kickball at recess. Everyone played by the rules. The girls won.

Mrs. White's class earned Table Points for good behavior. Table 4 won and got to have lunch with her.

Tucker and Luna took the same math test. Tucker made a 100 and Luna made an 80.

Monday, March 30

Book of the day: Kyle Goes Alone

Reading

*Go to tumblebooklibrary.com and listen to Kyle Goes Alone.

*Draw and label the setting and characters from the story. (see Characters & setting page)
<https://www.tumblebooklibrary.com/Video.aspx?ProductID=6877>

Username: madisonave

Password: reads

*Don't forget to record yourself reading on Raz-Kids today!

Science

Zoo Family Activities

Visit the zoo...the VIRTUAL zoo, that is! <https://cincinnatizoo.org>

Tell a partner what you've learned!

Phonics

Str...etch the Word

Look at each picture. Stretch the word and say the sound/letter. Circle the letters, then write each word. Turn your paper over and use each word in a sentence.

Sight Words & Word Families

*Have a sight word scavenger hunt. Hide the words around your backyard (or in a room). Have your child find the word as you call it out. <https://www.theottoolbox.com/sight-word-scavenger-hunt/>

*Create a list of words for the -ed family. Ex: bed, fed, sled, Ned, red

Can you sort your list into real and nonsense words? Which ones do you have more of?

Number Corner

Number Corner Calendar

Calendar Picture Cards can be found near the end of this packet.

Don't forget to spend some time on MobyMax today!



Name _____

Book: _____



Characters:



Setting:





Stretch the word and say the sound/letter.
Circle the letters and write the word.


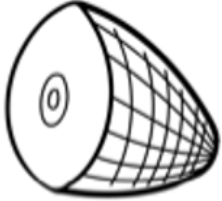




Say

Circle

Circle

Circle

Write

	b d e a d t			bat
	j h o a m n			
	d b a i j g			
	v f e a n m			
	c g e a t p			
	b p a u v n			

Tuesday, March 31

Book of the day: Kyle Goes Alone

Writing

The Power of Yet

Write about something that you can't do yet, but with practice could do eventually. Don't forget to use complete sentences. Start with capital letters, use proper spacing, spell sight words correctly, sound out all other words, and use proper punctuation.

Math

Sort by Shapes

Ask your child to sort the shapes. Have them name that shape, as well as the flat shape that helps to make it. If you are unable to cut and glue, please draw the picture in the correct box.

Sight Words & Word Families

*Log into ABCya.com and play the sight word bingo game.

https://www.abcya.com/games/dolch_sight_word_bingo

*Pick three words from the -ed family list you created yesterday. Write a silly sentence using each word. Make sure you use your best handwriting, a capital letter at the beginning, and a punctuation mark at the end.

Grammar & Language

Click the link to review nouns.

<https://www.wpbstv.org/ozomatli-nouns-pbs-kids/>

Nouns Trail

Use a paperclip and pencil for a spinner, and a small object for your game piece. Start on the school, spin, identify the type of noun, then move your game piece to the nearest space with that type of noun. Shaded school spaces are free spaces and the first player to make it back to the school wins. Don't forget...you must spin the needed noun to move to the school!

Number Corner

Number Corner Calendar

Calendar Picture Cards can be found near the end of this packet.

Have you read some stories on Raz-Kids today?



Name _____

The Power of YET



I can't _____

YET...



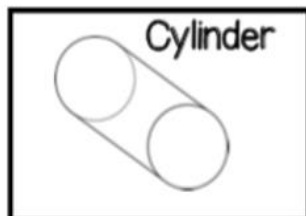
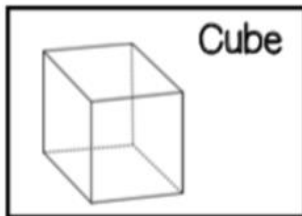
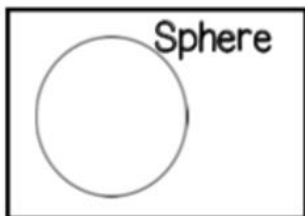
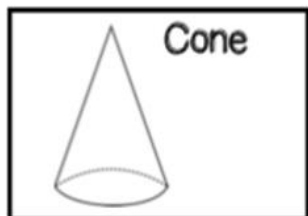
But if I practice,
I will be able to!



Sort by

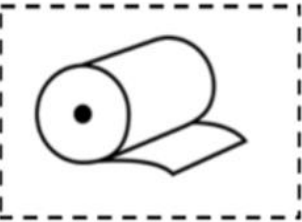


Look at the objects below. Identify the shape each object is made from. Cut and paste the objects under the correct shape.



Name: _____

Copyright © M. Mariani, 2015



Nouns Trail



painter

auto shop

chicken



ring



pickle



secret agent



florist



vet's office



police officer




cow



mail



castle



person



place



animal



thing



pig



singer



shoes



sheep

Wednesday, April 1

Book of the day: Kyle Goes Alone

Reading

*Go to tumblebooklibrary.com and listen to Kyle Goes Alone.

*Talk with a family member about a time you were like Kyle and nervous to try something new. Retell the story trying to include all the important parts, in the correct order.

<https://www.tumblebooklibrary.com/Video.aspx?ProductID=6877>

Username: madisonave

Password: reads

*Don't forget to record yourself reading on Raz-Kids today!

Math

Add or Subtract at the Zoo!

Have your child circle the subtraction signs to ensure he/she is noticing that some signs are different. When the activity is complete, have your child circle the animal that is the tallest and count to 100 by fives.

Phonics

What's in the Middle

Look at each picture. Say the word aloud. Write the sound below the picture that you hear in the middle.

Grammar & Language

*Read a book on Raz-Kids. Write a list of the nouns you find in the book.

*Write a list of nouns that you can find in your bedroom.

Number Corner

Number Corner Calendar

Calendar Picture Cards can be found near the end of this packet.

Science



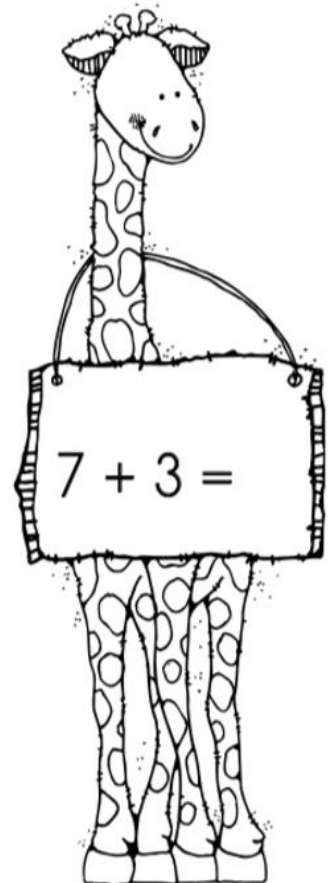
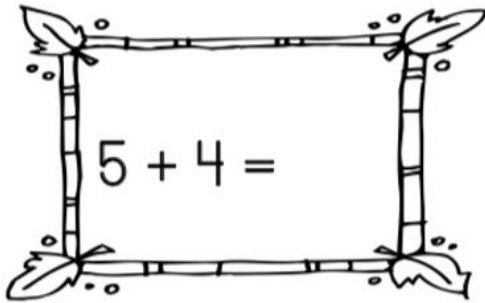

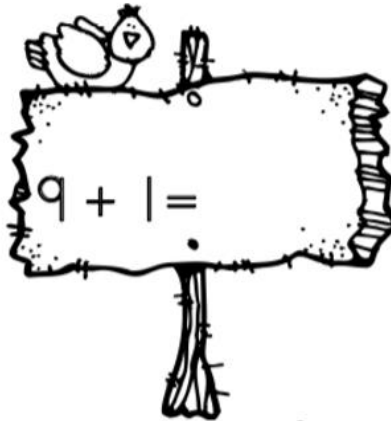
Zoo Family Activities

Using stuffed animals or toys, set up your own zoo in your house. How will you take care of your animals?

Name _____

Add or Subtract at the Zoo!

Help these animals solve their problems.



Name: _____

What's in the middle?

Look at each picture. Say the word aloud. Write the sound that you hear in the middle.





Thursday, April 2

Book of the day: Kyle Goes Alone

Writing

Let's review with NARRATIVE WRITING. Remember, that's a true story that happened to you!

*Write a story/memory that you have about going to the zoo (or some type of exhibit with animals). Don't forget to include a beginning, middle, and end in your story! Start with capital letters, use proper spacing, spell sight words correctly, sound out all other words, and use proper punctuation.

Math

Ways to Make Ten

Using the ten frames, add two numbers together to make ten.

Grammar & Language

Noun Zoo

Create a noun zoo! As you draw (or make your zoo from paper), be sure to include people, places and things in your zoo. Don't forget to label your pictures!

Sight Words & Word Families

Color by Sight Word

*Color the picture using the color code at the bottom. What animal did you color?

*Watch the -ed family song and sing along with Jack Hartmann. Try to blend the sounds together and say the word before he does! How many times did you say it correctly?

<https://www.youtube.com/watch?v=hKWzFLe5HwM>

Number Corner


Calendar



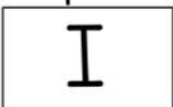

Calendar Picture Cards can be found near the end of this packet.

Have you read some stories on Raz-Kids today?



Name _____



- spacing 
- punctuation 
- capitals 
- states opinion 

Ways to Make Ten

I can write a number sentence to make ten.
I can add two numbers together to make ten.
Common Core: 1.OA.6

Name _____

Date _____

Score: _____

1.

○	○	○	○	○

$$\underline{\quad} \oplus \underline{\quad} = \underline{\quad}$$

2.

○	○	○	○	○
○	○			

$$\underline{\quad} \oplus \underline{\quad} = \underline{\quad}$$

3.

○	○	○	○	○
○	○	○	○	

$$\underline{\quad} \oplus \underline{\quad} = \underline{\quad}$$

4.

○	○	○	○	

$$\underline{\quad} \oplus \underline{\quad} = \underline{\quad}$$

5.

○	○	○	○	○
○	○	○		

$$\underline{\quad} \oplus \underline{\quad} = \underline{\quad}$$

6.

○	○			

$$\underline{\quad} \oplus \underline{\quad} = \underline{\quad}$$

7.

○	○	○	○	○
○	○	○	○	○

$$\underline{\quad} \oplus \underline{\quad} = \underline{\quad}$$

Name: _____

Date: _____

do	good	good	ride	eat	on	did	good	do	good
good	do	eat	eat	did	ride	on	on	do	good
good	good	on	eat	ride	did	eat	on	do	do
good	good	eat	on	ride	ride	on	on	do	do
good	do	on	on	on	on	on	eat	good	good
good	good	good	do	ride	did	good	do	good	be
do	good	do	good	ride	did	good	do	good	on
do	good	good	did	ride	did	did	good	do	eat
good	do	do	ride	did	did	did	on	on	on
that	she	she	she	she	she	that	that	that	that

Color the grid by following the rules below:

Blue: good , do

Yellow: ride , did

Green: she , that

Brown: be

Orange: on , eat

Friday, April 3

Book of the day: Kyle Goes Alone

Reading

*Go to tumblebooklibrary.com and listen to Kyle Goes Alone.

*Divide a paper into 3 sections, then draw and label the beginning, middle, and end of the story.

<https://www.tumblebooklibrary.com/Video.aspx?ProductID=6877>

Username: madisonave

Password: reads

*Don't forget to record yourself reading on Raz-Kids today!

Science

Zoo Family Activities

Optional: Zoo Challenge

Create a cage that has four walls and a roof for an animal in the zoo. What materials could you use?

If you are able, send your teacher a picture to show, or a video telling, how you made your cage

Phonics

Student will say the name of the picture, listening for the sounds the letters make. Then figure out which vowel is in the middle of each CVC word. Circle the middle vowel for each picture.

Writing

My Opinions

Optional: Write your opinions about the Zoo Family Activity from today:

*Don't forget to use complete sentences. Start with capital letters, use proper spacing, spell sight words correctly, sound out all other words, and use proper punctuation.

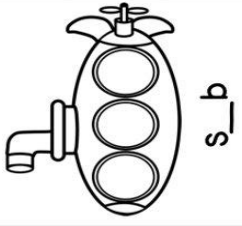
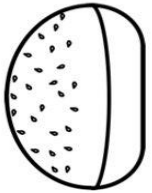


Math



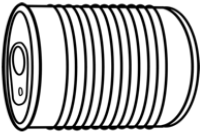
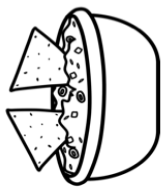
Number Corner Calendar





Calendar Picture Cards can be found near the end of this packet.




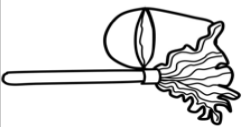
Don't forget to spend some time on MobyMax today!



u	e	i	i	u	o
					
a	u	o	a	e	u
					

o	u	i	a	i	e
					
a	u	i	o	i	e
					

i	e	o	u	g	i
					
e	a	u	a	e	o
					

o	u	e	e	o	u
					
a	i	o	o	a	i
					

Name: _____

MY OPINIONS

What did you think about this challenge? Answer the following questions to share your opinions.

What was your favorite part of the challenge?

What was the easiest part of the challenge?

What was the most difficult part?


Number Corner, page 1

We are at the end of March already! For each day this week, take a look at the calendar picture that corresponds to the date. Draw a picture or write an equation to show how many more ladybugs are needed to make the next group of 10.

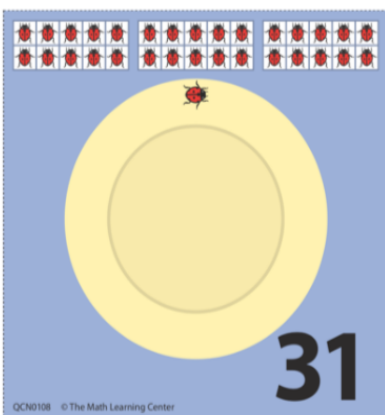


Sunday, March 29, 2020

****BONUS****



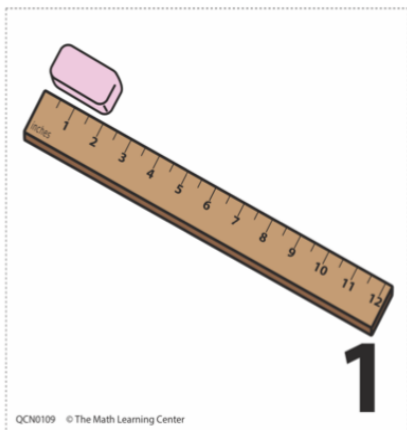
Monday, March 30, 2020



Tuesday, March 31, 2020

Number Corner, page 2

Welcome to April! Our calendar markers have changed. Discuss what you see in the picture each day. Circle the attribute being measured: **length** (how long it is), **weight** (how heavy it is), **capacity** (how much it holds), or **temperature** (how hot or cold it is.) See if you can find a tool in your house that measures the same attribute and explore using it!



Wednesday, April 1, 2020

- Length
- Capacity
- Weight
- Temperature

Tool you found:



Thursday, April 2, 2020

- Length
- Capacity
- Weight
- Temperature

Tool you found :



Friday, April 3, 2020

- Length
- Capacity
- Weight
- Temperature

Tool you found :

At Home PE Lessons
March 29th- April 3rd

Make sure that you stay active for at least 30 Minutes each day. Along with the lesson provided, you can also access www.gonoodle.com for additional video activities.

Fitness Fun!

My Goal: Complete each exercise every day.

Mon Tue Wed Thur Fri Sat Sun

15 Jumping Jacks _____

15 Sit Ups _____

15 Squats _____

15 Lunges _____

15 Push Ups _____

15 Toe Touches _____

15 Leg Raises _____

15 Arm Circles _____

15 Knee Raises _____


Play Outside 30 min. _____



www.realadvicegal.com



Kindergarten Porcupine Art Project for 3-30-20 to 4-3-20



Parents you can begin this lesson with a quick read aloud of *Perfectly Percy* by Paul Schmid on YouTube. After the story you can have your students use this drawing guide to draw their own version of Percy the Porcupine, using a pencil or black crayon. When they are finished with the drawing please have them add texture by drawing long black spiky lines/quills all around the outside of Percy's body.

Students can then use crayons or markers to color in the background around Percy, or even Percy himself, as this is their version of him. Please share these on facebook or email them to me at aramsey@madison-schools.com so that I can see their finished work. I can't wait to see how they look!

1 Start the porcupine with a large oval. Whatever kind of oval you create is fine! Leave room for the legs.

2 Draw two eyes with eyebrows. The eyes should be near the edges of the top of the porcupine.

3 Between the eyes, draw a nose. Add a curved mouth.

4 Draw one arm inside the porcupine by drawing a sideways "U." Draw another arm extending out from the side of the porcupine.

5 Draw two short lines for the legs.

6 Make the legs thick with another line, and finish them off by adding round feet.

ANIMAL ART BUNDLE

PERCY THE PORCUPINE DRAWING GUIDE

Kindergarten Music Activities @ Home

(Week 3/30 – 4/3)

Hello Boys and Girls! I miss you all during this time, but I wanted to give you all some cool activities that you can do at home. Most of these will not require any technology, but a few of them will. Have fun and do your best!

Mr. Hawkins



Moving Activities

- Put on some music and have a dance party with your family, stuffed animals or toys. If another family member is there, have them pause the music and make it a Freeze Dance party. Don't forget to move in both self space and general space.
- Using your body make these shapes: circle, square, triangle, an X, and a cross +.
- Turn on a piece of music and practice keeping the beat on different parts of your body.
- How many letter shapes can you make just by using your body? Upper AND lower case!

Singing Activities

- Teach someone in your house your favorite song from music class.
- Ask a family member about some of their favorite songs when they were your age.
- Sing along to these following songs:
 - "Kitty in the Straw" (<https://safeYouTube.net/w/sqi3>)
 - "Ain't No Bugs on Me" (<https://safeYouTube.net/w/Jri3>)
 - "Gooney Bird Song" (<https://safeYouTube.net/w/2ti3>)



Library@Home

March 30th
– April 3rd

KINDERGARTEN



Library Skill

LV.3.1 Watching a story then answer questions about characters, plot, setting, etc.

Curriculum Connection:

RL.K.3: With prompting and support, identify characters, settings and major events in a story

Website Code



Lesson

- 1.) Visit the site storylineonline.net or scan the QR code below.
- 2.) Search for the story The Rainbow Fish
- 3.) After listening to the story, complete the story map organizer on the next page with an adult. You can write and/or draw pictures in each of the spaces. If needed, go back to the story to help you find the answers.
- 4.) When finished, choose one (or more) of the extension activities.

Extension Activities

<u>Construct</u>	<u>Create</u>	<u>Write & Illustrate</u>
Rainbow Fish lived in the ocean with other ocean animals such as a starfish and an octopus. Create an ocean habitat using Legos, Play doh, or any other materials you may have.	The Rainbow Fish learned that it is important to show generosity and kindness to others. With a parent, create a plan to show generosity and kindness to others this week. Take a picture and share when you complete this task.	Draw your own rainbow fish. Make sure the scales are very colorful. You can even add glitter to your scales to make them shine. Label your picture when you are done.

Story Map

Book Title:



The main character is...



The setting is...

Beginning

Middle

End

Blank rectangular box for writing the beginning of the story.

Blank rectangular box for writing the middle of the story.

Blank rectangular box for writing the end of the story.

Blank rectangular box for writing the beginning of the story.

Blank rectangular box for writing the middle of the story.



COMPUTER LESSONS

Distance Learning for 3/30/20 - 4/3/20

COMPUTER LAB

Just a few reminders:

Students can access www.Learning.com or the "The Computer Lab" page which has kid-friendly sites for keyboarding as well as other resources for mouse practice: <https://www.madison-schools.com/domain/516>

When accessing your Learning.com account, check that you have typed these accurately:
*Username
*Password
*District Name which is: **Madison County—MS** (See side photo)

A screenshot of a web login interface. At the top, it says "Welcome back!". Below this are three input fields: "Username" with a person icon, "Password" with a key icon and a "Show" button with an eye icon, and "Madison County-MS" with a location pin icon. A large orange "Log In" button is positioned below these fields. To the right of the main form is a green sidebar with a globe icon and the text "Passport Log In". At the bottom of the page, there are two links: "Forgot Username or Password?" and "What's a Passport?".


Kindergarten

3/30 – 4/03

MOUSE SKILL PRACTICE:

Go to the Computer Lab site: <https://www.madison-schools.com/domain/516> or go to toytheater's

"Doodle Pad" <https://toytheater.com/doodle-pad/>



Assignment: "Draw" the first letter in your name and turn it into a monster or some other creation.

